



**AGLS ADVISING HUB**  
**AGEC | ALEC | HMGH**



New Student &  
Family Programs  
DIVISION OF STUDENT AFFAIRS



# **AGLS ADVISING HUB**

Agriculture and Life Sciences Building





# MEET THE AGLS ADVISING HUB ADVISORS

- Melyssa-Anne Stricklin
  - HMGT, AGECE, AGBL, AGBU
- Donna Adcock
  - AGECE, AGBL, AGBU, FINP
- Hannah Chavarria
  - AGECE, AGBL, AGBU, FINP
- Frances Fuller
  - AGCJ, ALED
- Miguel Gonzalez
  - AGCJ, ALED
- Kelsey Hirsch
  - AGECE, AGBL, AGBU
- Nana Asaa Kani
  - AGSC, AGCJ, ALED
- Hannah Muras
  - HMGT
- Jordan Slocum
  - AGCJ, AGSC, ALED
- Bridgette Vickers
  - AGECE, AGBL, AGBU, ALED



# OUR LOCATION

- The AGLS Advising Hub is in suite 408 of the AGLS Building.






# **FLIPPED ADVISING**

# WHAT IS FLIPPED ADVISING?

From Passive Mode of Learning  
(student is listening and absorbing)



To Active Engagement In Learning  
(student takes ownership experience)





# FLIPPED ADVISING CONTINUED

- Before Advising Session Examples:
  - Watch instructional videos
  - Google answers to general question(s)
  - Review your Degree Evaluation
  - Attempt at least three semesters of Degree Planner
  - Write a list courses you think you want to take next term
  - Research topics such as careers, graduate school, grade distributions, minors, certificates, etc.
- During Advising Session:
  - We discuss and correct, if needed, the work you did prior to session
  - Take notes
  - Make referrals as needed



# HOW CAN YOU PREPARE TO MEET WITH YOUR ADVISOR?

- Do your homework
  - What are your goals?
  - List your questions
- Know what to expect
  - Missing your advisor
- Make an appointment
  - We are not responsible for providing a response (back)

When in doubt,  
seek us out!

We are here to help you on your academic journey.



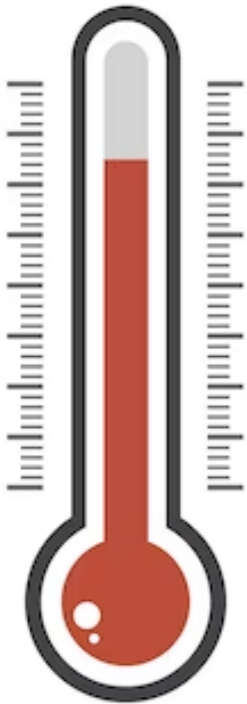


# WHEN TO MEET WITH YOUR ADVISOR

DURING THE SEMESTER, CERTAIN TIMES ARE BETTER TO MEET WITH YOUR ADVISOR THAN OTHERS

Fall: September through Mid-October  
Spring: February through Mid-March



Fall: Late November-December  
Spring: Late April-May





Start of the Semester

Fall: August

Spring: January



Preregistration Starts!



Fall: Mid-October through November

Spring: Mid-March through April



# AGLS ADVISING HUB ENGAGEMENT AND RESOURCES





# COMMUNICATING WITH YOUR ADVISORS

# TAMU EMAIL

- **Allow up to 2 business days for an email response**
- **Student Rule 61.2.3**
  - It is every student's responsibility to check their Texas A&M University official e-mail account for University-related communications on a frequent and consistent basis.
- **All official university correspondence will go through your TAMU email account**
- **Do not forward your TAMU email to a personal email account**
- **Check your TAMU email at least once per day**
- **Failing to check your email is NOT an acceptable excuse for missing important correspondence, class information, deadlines, etc.**
- **Professional Emails Include:**
  - Greeting
  - Email body
  - Signature with your name, major and UIN





# FERPA & PARENT/GUARDIAN ACCESS

- FERPA – Family Educational Rights and Privacy Act of 1974
- Students can give their support system access to view grades in HOWDY
- Professors and advisors will not discuss any information related to students with their support system
- Support systems should not call or contact us requesting any information. We are prohibited by law from sharing this.



# DID YOU WATCH ALL THE VIDEOS ON THE GOOGLE CLASSROOM?

If the answer is no, you must do so prior to registration later today!

Complete All 3 Sections

Complete everything under your Dept / Major

+ Create

Google Calendar Class Drive folder

All topics

Tasks You MUST Co...

Registration Inform...

Informational Items

Agricultural Econom...

Agricultural Leaders...

Hospitality, Hotel M...

Tasks You MUST Complete! Prior to NSC

Incoming student questionnaire - required! Edited May 2

Complete NSC Online Orientation Edited May 9, 2022

Registration Readiness Edited Dec 16, 2022

Registration Information

Direct Deposit Information Edited Dec 22, 2022



# SCHEDULING APPOINTMENTS - NAVIGATE

College of Ag & Life Sciences  
Navigate – 2 easy ways to schedule

Visit [Howdy](#)

• Go to My Rec

Student app

appointments in the app!

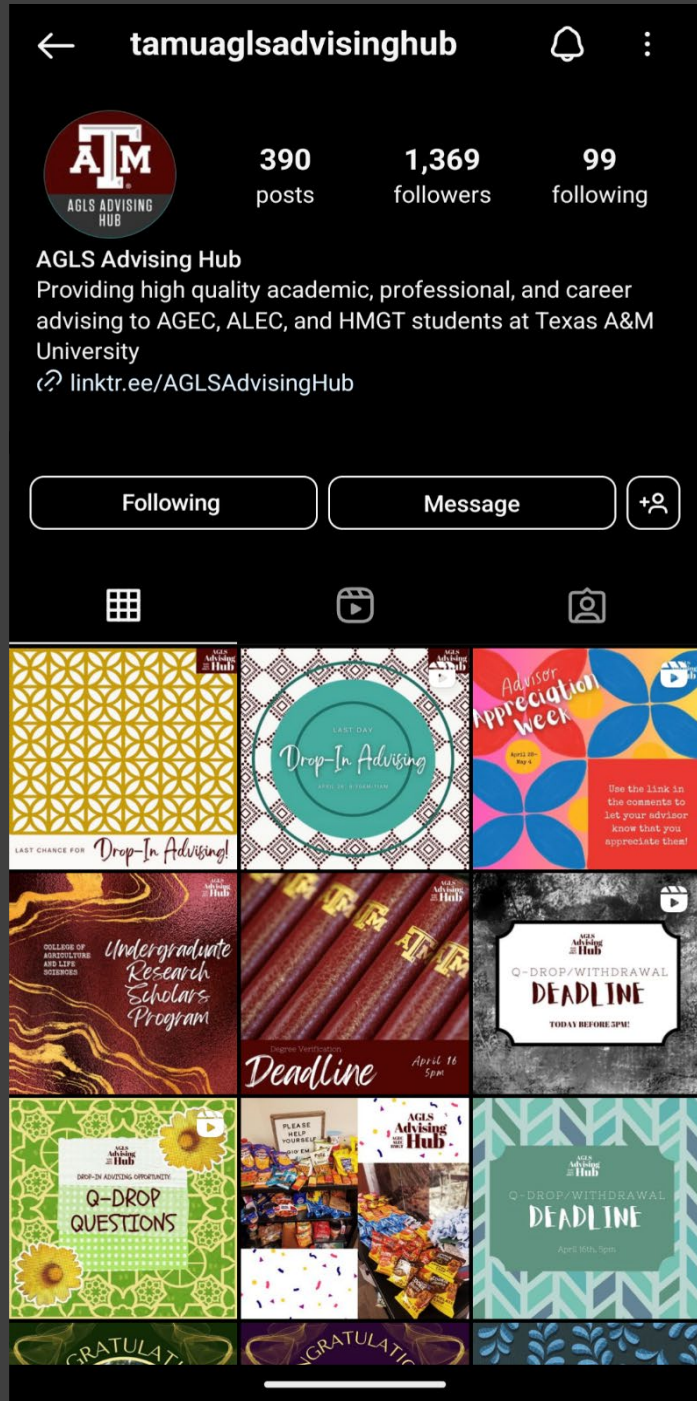
**If you see no available  
appointments, our calendars  
are completely booked.**

**Plan ahead and schedule early!**





**FOLLOW US ON  
INSTAGRAM &  
FACEBOOK**



This Photo by Unknown Author is licensed under [CC BY-SA](https://creativecommons.org/licenses/by-sa/4.0/)

**@TAMUAGLSAdvisingHub**





APPLE APP STORE




GOOGLE PLAY STORE

# MAROONBASE

## STUDENT APP

Students earn points by attending in-person and virtual events in the campus community. Points earned via the app provide financial incentive for students to gain experiences outside of the classroom!

### Check us out on social!

 @tamu\_maroonbase

 @TAMUmaroonbase

 @TAMU\_maroonbase


# **REGISTRATION DEMO**



# **HAND OUT DEGREE SHEETS**

# WHAT'S NEXT?

- **Build shopping cart and eat lunch**

- Check prereqs & restrictions via blue "i" icon 
- Remember no "M" sections
- Read the Registration Tips on back of degree sheet

- **Meet at AGLS 111ABC at 2:00PM**

- Students only in the registration rooms
- Please wait in the hallway and we will let you in at 2:00pm

- **Registration**

- Begins at 2:30pm

