



Academic Advising



First Steps

1. Log in to TAMU_Wifi using your NetID and password

Your NetID is the first half of your Texas A&M email

Example: **ReveilleX**@tamu.edu

NetID

2. Once you're connected to Wi-Fi, log in to Howdy!

Meet Your Advisors



Emma McCord



Valeria Banda



Lee Graebner

Introductions

Congrats on being accepted to Texas A&M & Mays Business School!

Take 5 minutes to share with your table...

- *Your name*
- *Your hometown*
- *Something you're looking forward to in the Fall semester*



*Our slides are information heavy, please feel free to take
pictures for later review!*

Freshman Required Advising Fall 2025

WHAT?

A required advising appointment for all first semester freshmen

WHEN?

Beginning of September to end of October

Specific dates and instructions for scheduling appointments will be emailed to all freshmen within the first month of the semester. Be regularly checking your official Texas A&M email account inbox.

WHY?

- Plan Spring 2026 schedule
- Discuss AP and dual credits
- Check-in on how things are going!

Freshman Required Advising Fall 2025

WHAT?

A required advising appointment

WHEN?

Beginning of September to

Specific dates and instructions will be provided in the first month of the semester.

WHY?

- Plan Spring 2026 schedule
- Discuss AP and dual credit
- Check-in on how things

IMPORTANT!!!

Failure to schedule and attend your required advising appointment will result in a hold being placed on your account.

This hold will prevent you from registering for Spring 2026 classes until you've completed your appointment.

will be emailed to all freshmen within the first month of the semester.

Scheduling an Advising Appointment

1. **Download the Navigate360 Student app**
2. **Click the Appointments icon**
3. **Select your college and appointment service**
4. **Select a time and confirm your appointment**

You will receive a confirmation email shortly after scheduling the appointment, and a reminder email the day before your appointment.

*Download the Navigate360
Student app*



Email Etiquette

When emailing an advisor, always include your UIN so we can quickly and correctly identify you.

*Example:
-Reveille X (123004567)*

The image features two hands in the foreground, each wearing a gold Aggie Honor Code ring and giving a thumbs-up gesture. The rings are circular with a central emblem and the words "AGGIE HONOR CODE" around the perimeter. In the background, two men are visible, both smiling and also giving thumbs-up. The man on the left is wearing a green Aggie jacket, and the man on the right is wearing a dark suit and glasses. The background is slightly blurred, showing an indoor setting with warm lighting.

Aggie Honor Code

Academic Misconduct

There are 9 different definitions of academic misconduct at Texas A&M University:

- Cheating
- Fabrication
- Falsification
- Multiple Submissions
- Plagiarism
- Complicity
- Violation of College, Program, Departmental or Course Rules
- Abuse and Misuse of Access and Unauthorized Access
- Violation of University Rules on Research

“An Aggie does not lie, cheat, or steal, or tolerate those who do.”

Reporting & Adjudication

REPORTING

All suspected incidents of academic misconduct must be reported to the Aggie Honor System Office.

- Students are educated and provided resources regarding their rights and responsibilities through the Aggie Honor System Office.
- This education includes information about their right to file an appeal.

ADJUDICATION METHODS

- Instructors may only impose academic and educational sanctions.
- The Honor Council may decide finding of responsibility and sanction through an Honor Council Hearing or Honor Council Conference. The Honor Council may impose academic, educational, and university level sanctions.

Aggie Honor Code – *Artificial Intelligence (AI)*

1. Refer to Course Policies

- Acceptable use of AI varies by course. Always consult the syllabus and clarify expectations with your instructor.

2. Use AI as a Learning Aid, Not a Substitute

- AI tools can support your learning process but should not replace your original work or critical thinking.

3. Maintain Academic Integrity

- If AI tools are used, be transparent and provide proper attribution when required by the instructor or assignment guidelines.

4. Evaluate AI-Generated Content Critically

- AI output may include inaccuracies or bias. You are responsible for verifying the accuracy and credibility of any information used.

Use AI responsibly!

*Information on your free
Perplexity Enterprise Pro
account*





Freshman Curriculum Basics

Math Requirements



MATH 140 + MATH 142

(or MATH 152)

(or MATH 151)

To satisfy the mathematics core curriculum requirement, Mays Business School requires the completion of **MATH 140 + MATH 142** (or equivalent courses).

Eligibility for MATH 142 requires either a C in MATH 140 or a minimum MPE score of an 18.

The MPE does NOT award credit.

- It informs you and your advisor of the math course you are eligible to start in.
- If you start in MATH 142, you must still go back and take MATH 140.
- All business students must complete both MATH 140 + MATH 142.

Upper-Level Requirements

“The Big 5”

Mathematics

MATH 140:
Mathematics
for Business
and Social
Sciences

MATH 142:
Business
Calculus

Core Business Knowledge

ECON 202:
Principles of
Economics
(Micro-
economics)

ECON 203:
Principles of
Economics
(Macro-
economics)

ACCT 229:
Introductory
Accounting
(Financial)

Upper-Level Business Majors

Accounting

Finance

Management

Marketing

Management Information Systems (MIS)

Supply Chain Management

Business Honors *(by application only)*

Bachelor of Science in Business Administration (BSB)

Bachelor of Science in Business (BSB)

Customizable degree plan

Take core business knowledge classes, university core curriculum requirements, and electives tailored to your unique focus area.

Focus Area Examples

- Pre-Med / Pre-Dental
- Nonprofit Management
- Economics
- Sport Management
- Financial Planning
- Construction Science
- *And many more!*

Note:

If you are interested in specializing in Accounting, Finance, Management Information Systems, Supply Chain, Marketing, or Management, this is not the degree for you. The BSB areas of focus must be outside of the business majors offered at Mays.

Major Changes

ARTHUR E. MARTELL LECTURE HALL

Major Change Process

TODAY:

Register for a business schedule, but let your advisor know you are planning to switch your major.

On your own, look into the prerequisites needed to change into the major you want online. If the major requires certain math or science courses to be taken, please talk to your advisor.

**** BUSN 101 is required of all business students. Since you will still be a Mays student for Fall 2025, you must enroll in the course.*

AFTER SEPTEMBER 10TH (Census Date):

Meet with Transition Academic Programs (TAP).

Your Fall 2025 Schedule

WELCOME TO
AGGIELAND

Common Scheduling Combinations

MATH 140	3
ECON 202 (CBK)	3
Life & Physical Science	3
BUSN 101 (CBK)	3
12 hours	

MATH 140	3
ECON 202 (CBK)	3
Lang., Phil., & Culture	3
BUSN 101 (CBK)	3
12 hours	

MATH 140	3
ECON 202 (CBK)	3
Creative Arts	3
BUSN 101 (CBK)	3
12 hours	

*Every student's schedule will be different. A 12-15 hour schedule is typical | **CBK: Core Business Knowledge***

Optional Courses

ACCT 200: *Opportunities in Accounting*

FINC 210: *Opportunities in Finance*

MKTG 289-501: *Trends & Innovations in Marketing*

All 1-hour, optional courses designed to give you an introduction to the major*

** FINC 210 is required for Finance majors. You may take the course later if you end up majoring in Finance.*

Hullabaloo U Requirement

To satisfy the Hullabaloo U requirement, most freshman business students will earn the credit through BUSN 101.

Some of you are in certain cohorts (*corps, scholarships, learning communities, etc.*) in which you have the option to earn your Hullabaloo U credit through a different course.

- *If you fall into this category, your advisor has made note of it on your suggested fall schedule and will be discussing your options further with you 1-on-1.*
- *You can choose to take your Hullabaloo U requirement through either **BUSN 101** or through **your designated cohort class**. Both classes must be taken. Only 1 needs to be your Hullabaloo U.*



BUSN 101 section that will not earn Hullabaloo U credit: BUSN 101 - 951

If you are NOT part of a cohort, you must avoid the section above.

Registration Readiness

College Station
Zip Code:

77840



TEXAS A&M UNIVERSITY
Howdy

< Fall 2025 × ▾

REGISTRATION READINESS

Registration Status

⚠

Your student status prevents registration

✓

Your academic status permits registration

✓

You have no holds preventing registration

Action Items

⚠

Terms of Use

▾

Lab Safety Acknowledgment

▾

⚠

Location Update

▾

A group of six young women, likely students, are standing outdoors on a paved area. They are all wearing matching maroon short-sleeved polo shirts with white collars and black pleated skirts. Each shirt has a small logo on the left chest and a name tag. They are all smiling and giving a thumbs-up gesture. The background features green trees, a stone wall, and some outdoor furniture. A dark red banner with white text is overlaid on the image.

Aggie Schedule Builder

Registration FAQs

Q: What if I want to take a 700-section class with fees?

A: *If you or whoever is paying for your tuition is okay with the added cost, you are welcome to sign up for it.*

Q: Should I use the breaks feature in Aggie Schedule Builder?

A: *Only if you have Corps, Band, Choir, or Athletics requirements.*

Q: What if I don't get in the section I want?

A: *Register for what is available for now. When your registration is open again (August 20th – August 29th), you can see if the section you would prefer becomes available.*



Click on the blue information button in Aggie Schedule Builder. This will allow you to view section restrictions, prerequisites, and fees before attempting to register. Double check class times and locations as well to ensure you can make it from Class A to Class B with enough time.

REMINDERS

Find backup courses!

Example:

MATH 140 backup options

1st choice: in shopping cart

2nd choice: CRN #49419

3rd choice: CRN #38637

4th choice: CRN #47342

Your backup options should...

1. Not conflict with the courses in your shopping cart
2. Have a good number of seats left in them

Do not register for the following sections:




M Sections – *only for students in McAllen, TX*


200 Sections – *honors*

800 Sections – *remedial*

700 Sections – *check for distance education fees*

MATH 140 - 501

		
Course code	Course #	Section #

 **Click on the blue information button in Aggie Schedule Builder.** This will allow you to view section **restrictions**, **prerequisites**, and **fees** before attempting to register. Double check class times and locations as well to ensure you can make it from Class A to Class B with enough time.

What's Next?



Welcome Session – WRB 211

10:30 – 12:00

Lunch *(on your own)*

12:00 – 1:15

Return to WRB 211 for registration

1:30 – 2:30

*Families & guests can attend a Q&A session
while students are registering.*



Lunch options close to WRB:

- West Campus Dining Facility (WCDF)
- Memorial Student Center (MSC)

NSC dining options



Aggie Map

