



# Department of Psychological and Brain Sciences

Psychology and Neuroscience



---

Please check-in using your TAMU Gmail account.








Lisa Bowden '91  
Academic Advisor




Shari Chambers '16  
Academic Advisor




Jennifer Fleming '93  
Manager/Academic Advisor



Mary Saladino '20  
Academic Advisor



Madison Flores '24  
Academic Advisor



Kiki Salsedo '23  
Academic Advisor

# PBSI Advising Team

---

# You Are a BA/BS PSYCHOLOGY Major or BS BCNS Major

---

As you start your Spring 2026 semester, please understand you entered TAMU as a Psychology or BS BCNS Major.

---

If you plan on changing your major, we cannot advise you. You must speak with an advisor from your interested major (BIMS, BIOL, KINE etc).

---

As PBSI advisors, we can ONLY advise on a BS Behavioral and Cognitive Neuroscience and BS/BA Psychology degrees.

---

Until you change majors, you ARE a BS BCNS or PSYC student and must register accordingly.



# FERPA LAWS

Please understand that your student is considered an **ADULT** by Texas A&M University.

Advisors can only share information with parents/guardians with verbal/written permission from the student.

We will do our best to communicate effectively with parents but will abide by FERPA laws at ALL times!

# RESIDENCY

You MUST complete 36 hours of upper-level coursework (300/400 level) at Texas A&M to graduate!

# Hullabaloo U – Freshman Students

## FRESHMAN

- Texas A&M's first-year experience course for ***Freshmen*** - FYEX 101
- Some students who are recipients of a specific scholarship, in a learning community, or the Corps of Cadets will have a specific Hullabaloo U "*cohort*" assigned to them by that community (ex. LBAR, SOMS, etc....). This should have been provided to you.
- Mandatory for incoming **FRESHMEN (PSYC and BS BCNS)** Spring 2026 semester (whether it's the FYEX 101 or the specific cohort you are in).



# EXAMS

- Math Placement Exam (MPE)  
(FRESHMAN ONLY)

**BS BCNS** - MPE 1 (must receive a 22 or higher to register for required Math)

**PSYC BA/BS** - MPE 2 (no minimum score required. Register for any core Math)

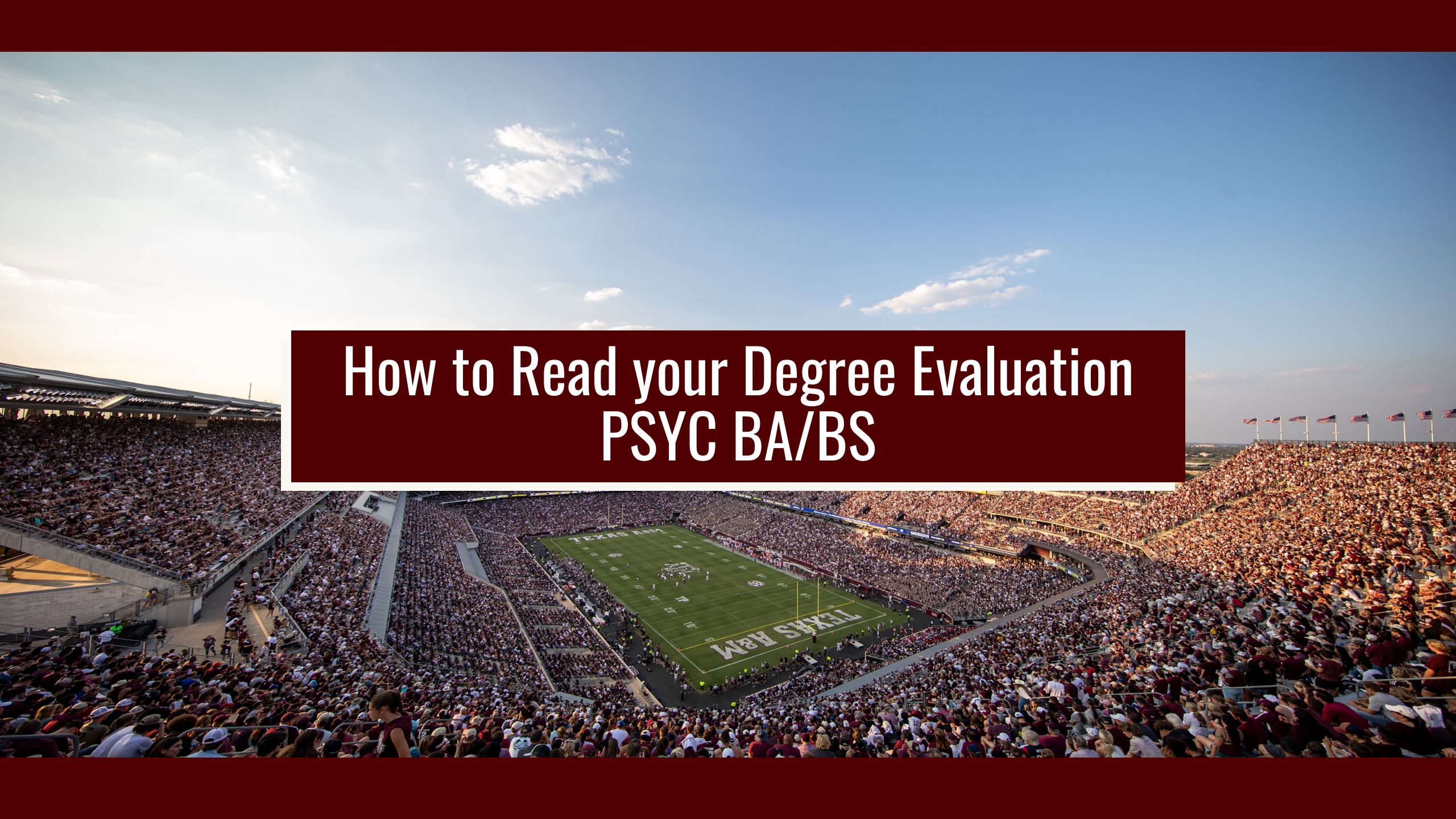
\*MPE guidelines can be found at  
<https://sites.google.com/tamu.edu/tamu-mpe/home>

- BA-PSYC – Foreign Language Placement Exam  
(TRANSFER & FRESHMAN)

\*If you have any questions regarding Spanish language courses, please contact [glacadvising@tamu.edu](mailto:glacadvising@tamu.edu).

\*Questions regarding the Spanish placement exam can be sent to [hispe exams@tamu.edu](mailto:hispe exams@tamu.edu).

\*All other languages at the university can be directed to Alicia McGirr [amcgirr@tamu.edu](mailto:amcgirr@tamu.edu).

An aerial photograph of a large football stadium, likely the Cotton Bowl in Dallas, filled with a massive crowd of spectators. The field is green with white yard lines, and the words "TEXAS A&M" are visible on the field. The sky is blue with some clouds. A red banner with white text is overlaid in the center of the image.

# How to Read your Degree Evaluation PSYC BA/BS



# Sample

## BA/BS PSYC FRESHMAN

EXAMPLE OF HOW TO PAIR YOUR COURSES:

*We recommend 12-15 hrs  
12 hrs is full-time*

PBSI 105 - 1 hr – **Suggested**

FYEX 101/Hullabaloo U course or Cohort- 0 hr - **MANDATORY**

PBSI 107 - 3 hrs - **MANDATORY** (if not coming in with it)

PBSI 245 - 3 hrs - **MANDATORY**

Additional PBSI course - 3 hrs  
(see handout attached to degree evaluation)

Life and Physical Sciences - 3hrs

US History or POLS - 3 hrs



# Sample

## BA/BS PSYC TRANSFER

### EXAMPLE OF HOW TO PAIR YOUR COURSES:

PBSI 105 - 1 hr - **Suggested**

PBSI 301 - 4hrs - **MANDATORY**  
(**must have PSYC 107 AND PSYC 245 complete**)

PBSI 245 - 3hrs - **MANDATORY**  
(**any student NOT bringing it in**)

Additional PBSI course - 3 hrs  
(see handout attached to degree eval)

Creative Arts **or** Social Science **or** Language, Philosophy & Culture - 3 hrs

Life and Physical Sciences - 3hrs

An aerial photograph of a large football stadium, likely the Cotton Bowl in Dallas, filled with a massive crowd of spectators. The field is green with white yard lines, and the words "TEXAS A&M" are visible on the field. The sky is blue with some clouds. A red banner with white text is overlaid in the center of the image.

# How to Read your Degree Evaluation BS-BCNS



# Sample

## BS-BCNS FRESHMAN

### EXAMPLE OF HOW TO PAIR YOUR COURSES:

*We recommend 12-15 hrs*

*12 hrs is full-time*

PBSI 105 - 1 hr – **Suggested**

FYEX 101/Hullabaloo U course or Cohort - 0-1hr - **MANDATORY**

**MANDATORY**

PBSI 107 (Intro to Psyc) - 3 hrs **OR** PBSI 235 (Intro to Beh Cog Neuro) - 3 hrs  
(only if PBSI 107 has been completed)

CHEM - 4 hrs

(if on a professional track, do NOT accept AP/IB credit until you speak with OPSA)

BIOL - 4 hrs

(if on a professional track, do NOT accept AP/IB credit until you speak with OPSA)

APPROVED MATH COURSE - 4 hrs  
(need **MPE1** passed w/ 22 or higher)

Language, Philosophy, Culture or Creative Arts - 3 hrs



# Sample

# BS-BCNS TRANSFER

## EXAMPLE OF HOW TO PAIR YOUR COURSES:

PBSI 105 - 1 hr - **Suggested**

BIOL - 4 hrs

(if on a professional track, do NOT accept AP/IB credit until you speak with OPSA)

CHEM - 4 hrs

(if on a professional track, do NOT accept AP/IB credit until you speak with OPSA)

PBSI 235 - 3 hrs - **MANDATORY**

APPROVED MATH COURSE - 4 hrs

Language, Philosophy, Culture or Creative Arts - 3 hrs

# Important Information

Review resource folder

**All questions can be submitted to [psycadvising@tamu.edu](mailto:psycadvising@tamu.edu). You MUST include your full name AND UIN when emailing an advisor.**

**Use [psychology.tamu.edu](https://psychology.tamu.edu) website**

**Make sure to review the Academic Calendar <https://registrar.tamu.edu/academic-calendar>**

**Using [aggiemap.tamu.edu](https://aggiemap.tamu.edu)**

# Reminders

1. Have your degree evaluation handy when planning your Spring 2026 schedule (provided at dept meeting).
2. You will NOT be able to register if any Holds are still on your account.
3. Make sure you sign your Action Items: LAB SAFETY AGREEMENT, TERMS OF USE, AND LOCATION UPDATE (use zip code 77843). These Action Items will be done every semester.
4. When searching courses, make sure to view the prerequisite and restriction tabs in Schedule Builder.
5. Be mindful of online courses "section fees".
6. It is IMPERATIVE that you read ALL emails from PBSI Advisors.



# REGISTRATION MILNER HALL RM 202

## **Students**

You will remain in Milner Hall to work on your schedule. Advisors will be in to review schedules and answer questions at 2:30pm. Registration starts at 3:30pm sharp! You must have your schedule in your shopping cart no later than 3pm.

Parents are welcome to wait in the student lounge or use this free time to walk around campus. Students should be finished with registration no later than 4:30pm.

Parents are encouraged to attend the Parent's meeting put on by the College.

## **Parents**

Parent's meeting with the College is at 3:15pm in BSBE Rm 115 . You can use [aggiemap.tamu.edu](http://aggiemap.tamu.edu) for directions.

**For Parents and Guardians:  
How can we help you to support your students?  
3:15 pm BSBE 115**

